

# AI for Virtual Assistants

## Simple, Affordable Ways to Get Started

### *Without Feeling Overwhelmed*



AI is not here to replace you—it's here to support you. Start small, learn at your pace, and let AI help you work smarter, not harder.



### START SMALL

Pick one task that:

- ✓ Takes too much time
- ✓ Feels repetitive
- ✓ Drains your energy
- ✓ Gives you "blank page syndrome"

Great places to start:



Writing Emails



Social Media Posts



Summarizing Meetings




Brainstorming Ideas



Outlines & Checklists


### FREE & LOW-COST AI TOOLS TO EXPLORE



#### ChatGPT

**FREE & PAID**


Great for drafting emails, outlines, brainstorming, rewriting, summaries, and more.



#### Gemini

**FREE**


Integrates with Google tools. Great for summarizing docs, drafting responses, and organizing info.



#### Copilot

**PAID (WITH M365)**


Perfect for Word, Excel, Outlook, and Teams. Helps summarize, organize, and draft content.



#### Canva

**FREE & PAID**

Use Magic Write and AI tools for captions, presentations, brainstorming, and more.



#### Other Tools

**FREE OPTIONS**

Try tools like Notion AI, Grammarly, Otter.ai, and Trello AI features.

💡 You don't need expensive subscriptions to start benefiting from AI!

### USE AI AS AN ASSISTANT, NOT AUTOPILOT



AI can help you get started, but your judgment, experience, and relationships create the real value.

♥ Let AI handle the busywork, so you can focus on what only YOU can do.

### BEST BEGINNER TASKS FOR VAs

-  **Email Drafting** – Rewrite, shorten, improve tone, create follow-ups
-  **Social Media** – Captions, hashtags, content ideas, post variations
-  **Brainstorming** – Blog topics, newsletters, lead magnets, checklists, and more
-  **Summaries** – Turn notes into bullet points, action items, and clear takeaways
-  **SOPs & Processes** – Create step-by-step instructions and workflow checklists

### TIPS FOR LEARNING AI WITHOUT THE OVERWHELM



**1. PRACTICE, NOT PERFECTION**

Experiment, test prompts, and learn as you go. It's okay to make mistakes!



**2. USE EVERYDAY LANGUAGE**

Type how you talk! Simple prompts get great results.



**3. REVIEW & VERIFY**

Always double-check facts, dates, numbers, and sensitive information.



**4. SAVE WHAT WORKS**

Build your own library of prompts and templates that save you time.



**5. DON'T COMPARE YOURSELF**

Focus on progress, not perfection. Small steps lead to big results.

★ *Final Thought*

Brought to you by [Thebestva.com](http://Thebestva.com)

AI is just another tool in your toolbox. Start small, stay curious, and use it to save time, reduce stress, and deliver even more value to your clients.

[info@thebestva.com](mailto:info@thebestva.com)

*You've got this!* ♥

877-897-1859